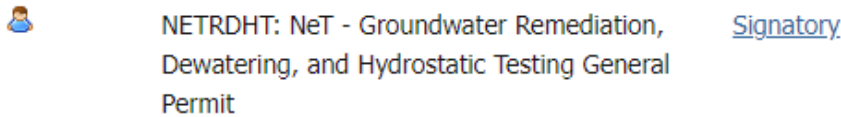


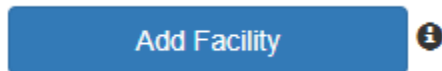


How to Request Permissions to an Existing Permit in NeTRDHT

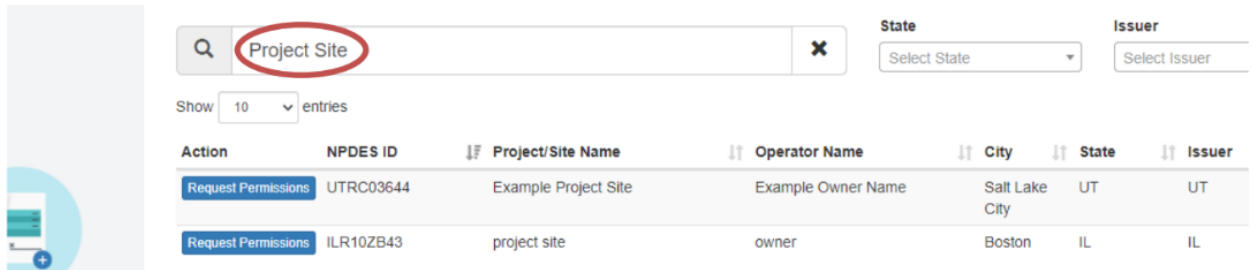
- 1) Sign into the NeT RDHT Application. <https://npdes-ereporting.epa.gov/net-rdht>
- 2) Click on your role next to the NeTRDHT App, will be Signatory or Preparer



- 3) Click the Add Facility button



- 4) Enter a site name or permit number into the search bar.



- 5) When you find your permit click Request Permissions.



- 6) Request the permissions you want. Only signatory roles can request to Sign. This request is sent for approval to anyone with the Manage permission for that permit. If no

one with Manage permissions exists it will be sent to the Division of Water Quality for approval.

Permissions ⓘ	Status	Info	Actions
View	Available for Request	-	Request
Edit	Available for Request	-	Request
Sign	Available for Request	-	Request
Manage	Available for Request	-	Request